


Model: ZMP100

Powered by PERKINS



Generator Specification

Service	PRP ⁽¹⁾	ESP ⁽²⁾
Power (kVA)	100	110
Power (kW)	80	88
Rated speed (r.p.m)	1500	
Standard voltage (V)	400/230V	
Rated at power factor(cos phi)	0.8	

Power gensets are compliant with ISO 9001 and CE standard, which include the following directives:

- 2006/42/EC Machinery safety.
- 2006/95/EC Low voltage
- EN 60204-1: 2006+A1: 2009, EN ISO 12100: 2010, EN ISO 13849-1: 2008, EN 12601 : 2010

[1] PRP (Prime Power):

According to ISO8528-1, prime power is the maximum power available during a variable power sequence, which may be run for an unlimited number of hours per year, between stated maintenance intervals. The permissible average power output during at 24 hours period shall not exceed 80% of the prime power. 10% overload available for governing purposes only.

[2] ESP (Standby Power):

According to ISO 8528-1, it is defined as the maximum power available, under the agreed operating conditions, for which the generating set is capable of delivering for up to 500 hours of operation per year (of which no more than 300 hours for continuative use) with the maintenance intervals and procedures being carried out as prescribed by the manufacturers. No overload capability is available.

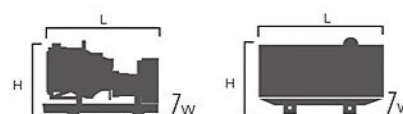
Powers Voltage (V)	ESP		PRP		Standby Amps
	KVA	KW	KVA	KW	
415/240	110	88	100	80	153.0
400/230	110	88	100	80	158.8
380/220	110	88	100	80	167.1

Performance Data

Model	ZMP100	
Engine brand	Perkins	
Engine model	1104C-44TAG2	
Speed control type	Electronic	
Phase	3	
Control system	Digital	
Starter motor voltage	12V	
Frequency	50HZ	
Engine speed (RPM)	1500	
Fuel Consumption (L/H)	100% standby power	24.9
	100% prime power	22.6
	75% prime power	17.1
	50% prime power	11.2

Standard reference Conditions

Note: Standard reference condition 25°C (77°F) air inlet temp, 100m(328ft) A.S.L 30% relative humidity. Fuel consumption dat with diesel fuel with specific gravity of 0.85 and conforming to BS 2869: 1998 , Class A2



Dimension and Weight

Dimension	Open	Silent
Length (L)	2245mm	2800mm
Width (W)	800mm	1080mm
Height (H)	1390mm	1702mm
Net Weight	1200KG	1702KG
Fuel Tank (L)	150	160

Note: This parameters allows for some acceptable deviations.

■ Engine Specification: 1104C-44TAG2

Basic technical data	
No. of cylinders	4
Cylinder arrangement	In-line
Cycle	4 stroke
Induction system	Turbocharged, air to air charge cooled
Compression ratio	18.23:1
Bore	105mm
Stroke	127mm
Displacement	4.4L
All ratings certified to within	± 3%
Speed variation at constant load	±0.25%

Cooling system	
Total coolant capacity	
-with radiator	12.6L
-without radiator	7.0L
Maximum top tank temp	110°C
Thermostat operation range	82-93°C
Radiator face area	0.276 m²
Rows and material	38 aluminium
Pressure cap setting	100 kPa
Fan diameter	559 mm
Drive ratio	1 : 1
Number of blades	10

Fuel system	
Injection system	Direct
Fuel injection pump	Rotary
Fuel atomiser	Multi-hole
Nozzle opening pressure	29.0 MPa
Fuel lift pump type	Electronic
- flow/hour	120 - 150 l/h
- pressure	30 - 75 kPa
Maximum suction head:	
-1500 rev/min	10 kPa

Induction system	
Clean filter	5kpa
Dirty filter	8kpa
Air filter type	2 stage cyclonic/paper element

Lubrication system	
Total lub capacity	8.0L
Sump minimum	5.5L
Sump maximum	7.0L
Maximum engine operating angles	
-front up, front down, right side	
or left side	30°
Lubricating oil pressure	
-Relief valve opens	415-470 KPA
- at maximum no-load speed	276-414 KPA
Oil consumption at full load	
as a % of fuel consumption	0.15%

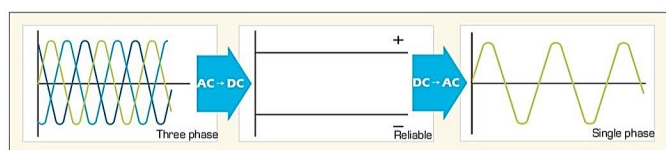
Electrical system	
Type	Negative ground
Alternator voltage	12 volts
Alternator output	TBD
Starter motor voltage	12 volts
Starter motor power	TBD

General installation	Prime power
Combustion air flow	6.0m³/min
Exhaust gas temp	514° C
Exhaust gas flow, wet	15.2m³/min
Engine coolant flow	142l/min
Cooling fan air flow	165.6 m³/min

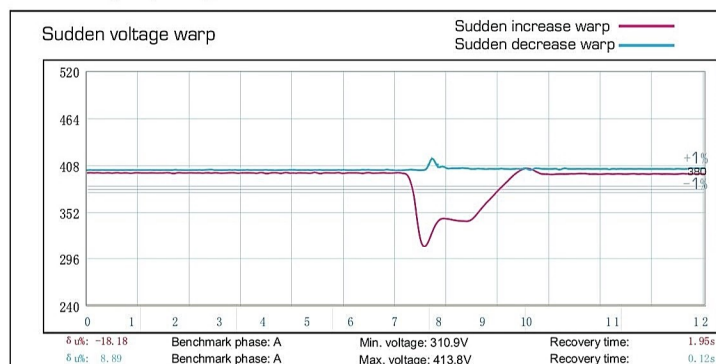
■ Alternator Specification



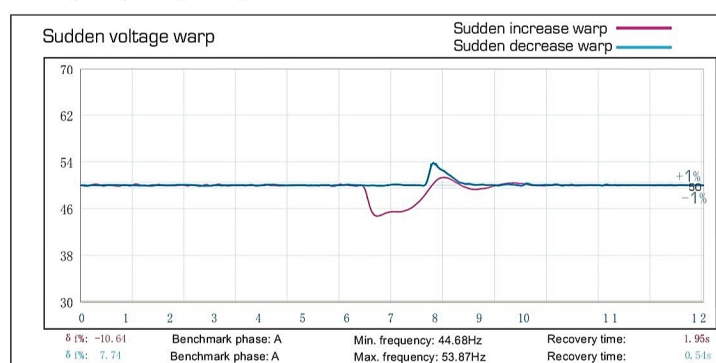
Alternator	
Number of phase	3
Power factor (Cos Phi)	0.8
Poles	4
Winding Connections (standard)	Star-serie
Terminals	12
Insulation type	H class
Winding Pitch	2/3
IP rating	IP23
Excitation system	Self-excited
Bearing	Single bearing
Coating	Vacuum impregnation
Voltage regulator	A.V.R
Couping	Flexible disc



Emergency voltage curve



Emergency frequency curve



■ Options

Engine	Alternator	Generator Sets	Fuel System
<ul style="list-style-type: none"> Water Jacket Pre-heater Fuel heater 	<ul style="list-style-type: none"> Winding Temp measuring Instrument Alternator Pre-heater PMG Anti-damp and anti-corrosion treatment Anti-condensation heater Winding and bearing RTD 	<ul style="list-style-type: none"> Tools with the machine Extended range fuel tank Bunded fuel tank 	<ul style="list-style-type: none"> Low fuel level alarm Automatic fuel feeding system Fuel T-valves
Canopy	Lub oil system	Cooling System	Control Panel
<ul style="list-style-type: none"> Rental type Canopy Trailer 	<ul style="list-style-type: none"> Oil Pre-heater Oil temp sensor 	<ul style="list-style-type: none"> Front heat protection 	<ul style="list-style-type: none"> Remote control panel ATS Synchronizing controller Adjustable earth leakage relay

■ Control Panel

Configuration

- Emergency stop button
- Protection MCB
- Battery charger
- Integrated aviation plug
- ATS connection
- Digital control module

Features

- 3 phase generator set monitoring
- Support of engines equipped with electronic control unit
- Comprehensive diagnostic message
- Automatic or manual start/stop of the gensets
- Push buttons for simple control, lamp test
- Graphic back-lit LCD display
- Parameters adjustable via keyboard or PC
- Mains measurements (50HZ/60HZ)
- Generator measurements (50HZ/60HZ)
- Comprehensive shutdown or warning on fault condition
- 3 phase Generator protections
 - Over-/under voltage
 - Over-/under frequency
 - Current/voltage asymmetry
 - Over current/overload
- 3 phase AMF function
 - Over-/under frequency
 - Over-/under voltage
 - Voltage asymmetry
- Configurable analog inputs
- Battery voltage, engine speed (pick-up) measurement
- Configurable programmable binary inputs and outputs
- Warm-up and cooling functions
- Generator C.B. and Mains C.B. control with feedback and return timer
- RS232 interface
- Modem communication support
- Hours counter
- Sealed to Ip65
- Event log

Benefits

- Less wiring and components
- Integrated solution
- Less engineering and programming
- User friendly set-up and button layout
- Module can be configured to suit individual applications
- PC software for simplified configuration
- Wide range of communication capabilities

Operation conditions

- Operation temp: -20 °C to + 70 °C
- Storage temp: -30 °C to + 80 °C
- Operating humidity: 95% w/o condensation
- Vibration : 5-25Hz, ± 1.6 mm
5-100Hz, $a=4g$
- Shocks: $a= 500m/s^2$

Options

- Ethernet interface (Remote monitoring and control)
- GSM modem/wireless internet (Remote monitoring and control)
- RS232-RS485 Dual port interface
- Synchronizing control panel
- Distribution board with sockets kit and power busbar
- Battery trickle charge ammeter
- Earth leakage protection
- Earth fault protection
- Low fuel level alarm
- Low fuel level shutdown
- High fuel level alarm
- Fuel transfer system control
- Low coolant level shutdown
- High lube oil temp shutdown
- Overload via alarm switch on breaker
- Engine coolant heater controls
- Control panel heater
- Speed adjust switch
- Oil temp displayed on LCD screen
- Additional 8 inputs and outputs